


Atividades letra B



Nome: _____

DATA: ____ / ____ / ____

NOME: _____

1 – JUNTE E FORME AS SÍLABAS.

B

A =

E =

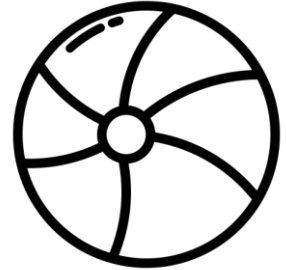
I =

O =

U =

ÃO =

BOLA



2 – LEIA E ESCREVA.

Ba Be Bi Bo Bu Bão

ba be bi bo bu bão

DATA: ____ / ____ / ____

NOME: _____

1 – FORME SÍLABAS COM A LETRA B.

B+A







B+E

B+I

B+O

B+U

B+ÃO



2 – COMPLETE AS PALAVRAS COM AS SÍLABAS FALTOSAS.



____CA




____BÊ



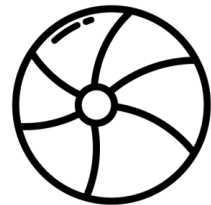
____Ú



____TA



____NANA



____LA

DATA: ____ / ____ / ____

NOME: _____

1 – COMPLETE AS PALAVRAS COM AS SÍLABAS FALTOSAS.



___LÃO




___CO



___LICHE



___TÃO




A___CATE



___ILARINA



___RCO



___SCOITO




A___CAXI

DATA: ____ / ____ / ____

NOME: _____

1 – LIGUE OS DESENHOS ÀS PALAVRAS CORRESPONDENTES.



BALEIA

BATATA

BIFE

BOLO

BONECA

BONÉ


DATA: ____ / ____ / ____

NOME: _____

1 – ESCREVA O NOME DAS FIGURAS SEPARANDO AS SÍLABAS.



--	--



--	--	--



--	--



--	--



--	--	--



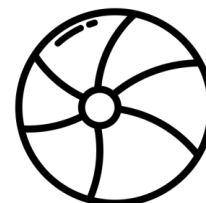
--	--



--	--	--



--	--

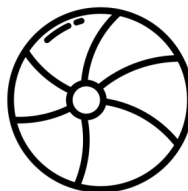



--	--

DATA: ____ / ____ / ____

NOME: _____

1 – ESCREVA O NOME DAS FIGURAS.





Olá colegas!

Essas atividades foram elaboradas por Poliana Martins de Sousa Pereira e cedidas para uso pessoal e apoio pedagógico.

Todas as atividades são protegidas pela lei dos direitos autorais, de nº 9.610/98 - proibindo cópias para outros sites, grupos de telegram, grupos de whatsapp, blogs ou redes sociais.

Curta, aproveite e me segue lá no Instagram

https://www.instagram.com/poliana_pr/?hl=pt-br

Ou no Blog: <https://atividadesdapoly.com.br/>

Direitos de imagens

 flaticon